

# 2015 AUSTRALIAN SUPERBIKE CHAMPIONSHIP

## Round 5

Phillip Island GP Circuit

October 2 - 4



YMF YAMAHA MOTOR FINANCE



PRESENTED BY



### SIDECARS

#### Race 3

Date: 04/10/15  
Event: R16  
Weather: Sunny - Temp: 1636C  
Track: Dry - Temp: 36.0C

Started at: 16:45:54  
Laps: 7  
Starters: 17  
Printed at: 17:03

### PROVISIONAL CLASSIFICATION

Pos	No	Gr	Name	Class	Machine	Laps	Race Time	Behind	Fastest Lap	On Lap	Top Speed
1	24	A	Jeremy JOYCE / Corey BLACKMAN (WA) / Rick Hanger Racing / Chamberlain Auto Electrics / M&B Garden Bags	F1	RHR Kawasaki 1000	7	12:38.277		1:46.004	2	216
2	55	A	Duncan ROGERS / Warren GRUBB (VIC) / Ashburton Service Centre / De With M- sport / Abacus Affordable Plumb.	F1	Suzuki LCR 1000	7	12:39.400	1.123	1:46.539	6	226
3	1	A	Jason JAMES / Brett JAMES (NSW) / FDM - Freight & Distribution Management	F1	JBR 1000	7	12:40.597	2.320	1:45.766	6	229
4	54	A	Michael ALTON / Noel BEARE (NSW)	F2	Honda LCR 600	7	12:47.191	8.914	1:47.854	7	220
5	82	A	Dave BOUGHEN / Lok O'KANE (QLD) / Hi-Tech Oils & Ricondi	F1	Suzuki LCR 1000	7	12:51.012	12.735	1:47.606	7	223
6	2	A	Jeff BROWN / Darren SHELDRICK (NSW) / APW M-cycles / Motul Oil / RK Chains / DJS Tree Climbing Services	F1	Kellett Yamaha 998	7	12:51.084	12.807	1:48.417	5	230
7	69	A	Justin FOOT / Melissa FOOT (VIC) / Abacus Affordable Plumbing	F1	1000	7	12:59.983	21.706	1:49.785	5	218
8	45	A	Darryl RAYNER / Peter CUMMING (VIC) / Chivos & Pendragon Solutions	F2	Honda 600	7	13:12.050	33.773	1:51.134	7	214
9	60	A	Ron MARTEN / Damien EDIS (VIC)	F2	Suzuki Random 600	7	13:12.272	33.995	1:51.672	7	211
10	17	B	Anthony VRDOLJAK / Joshua WELCH (NSW)	F1	Peterbuilt 1000	7	13:30.102	51.825	1:53.424	5	212
11	38	B	Chrissie CLANCY / Ronja MAHL (VIC) / Golden Age Homes / Girl Rider	F2	600	7	13:30.418	52.141	1:53.195	7	206
12	6	A	Des HARVEY / Gary CUSHNAHAN (WA) / Murphy's Tyrepower / Chain Reaction M- cycles / Old but with style	F2	Watson Honda 600	7	13:38.700	1:00.423	1:53.929	3	205
13	9	B	Simon REYNOLDS / Jonathon HARRIS (NSW) / Pirtek Rydalmere	F1	Suzuki 1000	7	13:52.129	1:13.852	1:55.219	2	211
14	959	B	Richard GOODALE / Scott GOODALE (QLD)	F2	Shelbourne 600	7	13:53.108	1:14.831	1:56.362	7	202
15	95	A	Dave BUXTON / Scott SHIELS (QLD) / Endeavour Petroleum	F1	Kawasaki LCR 1000	6	12:58.199	1 Lap	2:06.003	5	207
16	59	D	Wesley BALDRY / Damien HOARE (QLD)	F1	Suzuki LCR 1000	6	13:23.273	1 Lap	2:08.272	5	185
DNF	27	A	Howard FORD / Less MENZIES (NSW) / California Custom Products / Lindsay Donai M-cycles / Goulburn Power	F1	RHR 1000	2	3:47.703	5 Laps	1:48.221	2	223

Fastest Lap was 1:45.766 by Jason JAMES / Brett JAMES (NSW)

Current race lap record for SCR class - 1:38.896 by Steve ABBOTT / Jamie BIGGS (UK) on a set on 13/11/05

\*\*\* Race reduced to 7 laps due to earlier time delays \*\*\*

The results are provisional until the end of the time limit for protests and appeals.

Chief Time Keeper - Scott Laing

Clerk of Course - Tom Williams



Computime Race Timing Systems Pty Ltd © 1996

Licensed to Computime Race Timing Systems

[www.computime.com.au](http://www.computime.com.au)

COMPUTIME RACE TIMING SYSTEMS PTY LTD

9 Timber Lane, Glen Waverley, Vic 3150. Ph : 0418 17 13 17

E-mail : [scott@computime.com.au](mailto:scott@computime.com.au)



# 2015 AUSTRALIAN SUPERBIKE CHAMPIONSHIP



## Round 5 Phillip Island GP Circuit October 2 - 4



### SIDECARS

#### Race 3

Date: 04/10/15  
Event: R16  
Weather: Sunny - Temp: 1636C  
Track: Dry - Temp: 36.0C

Started at: 16:45:54  
Laps: 7  
Starters: 17  
Printed at: 17:03


### PROVISIONAL LAP TIMES

No	Name	Lap 1	Lap 2	Lap 3	Lap 4	Lap 5	Lap 6	Lap 7
1	Jason JAMES / Brett JAMES (NSW)	1:56.442	1:48.343	1:48.224	1:47.206	1:46.324	<b>1:45.766</b>	1:48.292
2	Jeff BROWN / Darren SHELDRIK (NSW)	1:56.002	1:48.880	1:48.587	1:48.593	<b>1:48.417</b>	1:50.574	1:50.031
6	Des HARVEY / Gary CUSHNAHAN (WA)	2:04.822	1:55.571	<b>1:53.929</b>	1:55.525	1:55.944	1:55.486	1:57.423
9	Simon REYNOLDS / Jonathon HARRIS (NSW)	2:06.034	<b>1:55.219</b>	1:55.307	1:56.874	1:59.128	2:01.035	1:58.532
17	Anthony VRDOLJAK / Joshua WELCH (NSW)	2:05.860	1:54.132	1:53.908	1:54.221	<b>1:53.424</b>	1:54.483	1:54.074
24	Jeremy JOYCE / Corey BLACKMAN (WA)	1:52.721	<b>1:46.004</b>	1:46.411	1:48.283	1:48.804	1:47.856	1:48.198
27	Howard FORD / Less MENZIES (NSW)	1:59.482	<b>1:48.221</b>					
38	Chrissie CLANCY / Ronja MAHL (VIC)	2:02.562	1:55.476	1:55.041	1:54.244	1:55.204	1:54.696	<b>1:53.195</b>
45	Darryl RAYNER / Peter CUMMING (VIC)	2:00.472	1:52.724	1:51.739	1:51.983	1:52.262	1:51.736	<b>1:51.134</b>
54	Michael ALTON / Noel BEARE (NSW)	1:55.622	1:48.584	1:49.018	1:48.368	1:48.669	1:49.076	<b>1:47.854</b>
55	Duncan ROGERS / Warren GRUBB (VIC)	1:55.839	1:47.093	1:47.920	1:47.232	1:47.243	<b>1:46.539</b>	1:47.534
59	Wesley BALDRY / Damien HOARE (QLD)	2:20.516	2:22.793	2:12.227	2:10.735	<b>2:08.272</b>	2:08.730	
60	Ron MARTEN / Damien EDIS (VIC)	2:00.679	1:51.926	1:51.921	1:51.927	1:51.834	1:52.313	<b>1:51.672</b>
69	Justin FOOT / Melissa FOOT (VIC)	1:57.986	1:49.795	1:51.055	1:50.297	<b>1:49.785</b>	1:50.829	1:50.236
82	Dave BOUGHEN / Lok O'KANE (QLD)	1:58.666	1:49.548	1:50.623	1:48.493	1:48.174	1:47.902	<b>1:47.606</b>
95	Dave BUXTON / Scott SHIELDS (QLD)	2:18.176	2:07.974	2:08.193	2:08.680	<b>2:06.003</b>	2:09.173	
959	Richard GOODALE / Scott GOODALE (QLD)	2:05.675	1:58.262	1:57.792	1:59.054	1:58.186	1:57.777	<b>1:56.362</b>

\*\*\* Race reduced to 7 laps due to earlier time delays \*\*\*

The results are provisional until the end of the time limit for protests and appeals.

  
Chief Time Keeper - Scott Laing

  
Clerk of Course - Tom Williams



Computime Race Timing Systems Pty Ltd © 1996

Licensed to Computime Race Timing Systems

[www.computime.com.au](http://www.computime.com.au)

COMPUTIME RACE TIMING SYSTEMS PTY LTD

9 Timber Lane, Glen Waverley, Vic 3150. Ph : 0418 17 13 17

E-mail : [scott@computime.com.au](mailto:scott@computime.com.au)



# 2015 AUSTRALIAN SUPERBIKE CHAMPIONSHIP



## Round 5

Phillip Island GP Circuit

October 2 - 4



### SIDECARS

#### Race 3

Date: 04/10/15  
 Event: R16  
 Weather: Sunny - Temp: 1636C  
 Track: Dry - Temp: 36.0C

Started at: 16:45:54  
 Laps: 7  
 Starters: 17  
 Printed at: 17:03

### PROVISIONAL SPLIT TIMES

Lap	Split 1	Split 2	Split 3	Lap Time	Spd	Lap	Split 1	Split 2	Split 3	Lap Time	Spd
<b>1 Jason JAMES / Brett JAMES (NSW) (3rd)</b>						3	35.292	47.316	31.300	1:53.908	207
1	41.375	45.338	29.729	1:56.442	171	4	35.763	47.159	31.299	1:54.221	207
2	33.759	44.879	29.705	1:48.343	223	5	35.754	<b>46.437</b>	<b>31.233</b>	<b>1:53.424</b>	207
3	33.158	44.783	30.283	1:48.224	229	6	35.602	46.989	31.892	1:54.483	203
4	33.487	44.207	29.512	1:47.206	219	7	35.443	46.676	31.955	1:54.074	201
5	33.065	43.925	29.334	1:46.324	224	<b>24 Jeremy JOYCE / Corey BLACKMAN (WA) (1st)</b>					
6	<b>32.868</b>	<b>43.682</b>	<b>29.216</b>	<b>1:45.766</b>	224	1	40.308	<b>43.740</b>	<b>28.673</b>	1:52.721	170
7	33.759	44.633	29.900	1:48.292	229	2	32.987	44.119	28.898	<b>1:46.004</b>	216
<b>2 Jeff BROWN / Darren SHELDRIK (NSW) (6th)</b>						3	<b>32.761</b>	44.385	29.265	1:46.411	216
1	40.903	45.125	29.974	1:56.002	180	4	33.750	44.721	29.812	1:48.283	205
2	33.885	44.948	30.047	1:48.880	214	5	33.232	45.471	30.101	1:48.804	205
3	<b>33.485</b>	44.976	30.126	1:48.587	221	6	33.473	44.861	29.522	1:47.856	201
4	33.765	44.911	29.917	1:48.593	216	7	34.244	44.864	29.090	1:48.198	209
5	33.715	44.891	<b>29.811</b>	<b>1:48.417</b>	230	<b>27 Howard FORD / Less MENZIES (NSW) (DNF)</b>					
6	34.517	<b>44.697</b>	31.360	1:50.574	226	1	43.161	46.448	29.873	1:59.482	173
7	33.710	45.887	30.434	1:50.031	223	2	<b>33.599</b>	<b>44.761</b>	<b>29.861</b>	<b>1:48.221</b>	223
<b>6 Des HARVEY / Gary CUSHNAHAN (WA) (12th)</b>						<b>38 Chrissie CLANCY / Ronja MAHL (VIC) (11th)</b>					
1	44.858	48.122	31.842	2:04.822	166	1	43.628	47.700	31.234	2:02.562	176
2	35.751	48.042	31.778	1:55.571	197	2	35.851	47.933	31.692	1:55.476	206
3	<b>35.407</b>	<b>47.293</b>	<b>31.229</b>	<b>1:53.929</b>	199	3	36.576	47.250	31.215	1:55.041	199
4	35.437	48.098	31.990	1:55.525	205	4	36.030	47.030	<b>31.184</b>	1:54.244	200
5	35.967	48.167	31.810	1:55.944	193	5	36.351	47.362	31.491	1:55.204	204
6	35.820	48.103	31.563	1:55.486	197	6	35.732	47.381	31.583	1:54.696	200
7	36.437	48.593	32.393	1:57.423	193	7	<b>35.419</b>	<b>46.591</b>	31.185	<b>1:53.195</b>	203
<b>9 Simon REYNOLDS / Jonathon HARRIS (NSW) (13th)</b>						<b>45 Darryl RAYNER / Peter CUMMING (VIC) (8th)</b>					
1	45.492	48.953	<b>31.589</b>	2:06.034	176	1	42.398	47.095	30.979	2:00.472	171
2	36.005	<b>47.597</b>	31.617	<b>1:55.219</b>	211	2	34.833	46.896	30.995	1:52.724	214
3	<b>35.623</b>	47.775	31.909	1:55.307	203	3	34.476	46.638	30.625	1:51.739	213
4	36.140	48.450	32.284	1:56.874	201	4	34.849	46.516	<b>30.618</b>	1:51.983	213
5	36.192	49.124	33.812	1:59.128	201	5	34.561	47.073	30.628	1:52.262	213
6	38.903	49.797	32.335	2:01.035	183	6	34.294	46.446	30.996	1:51.736	211
7	36.634	49.480	32.418	1:58.532	197	7	<b>34.225</b>	<b>46.176</b>	30.733	<b>1:51.134</b>	212
<b>17 Anthony VRDOLJAK / Joshua WELCH (NSW) (10th)</b>						<b>54 Michael ALTON / Noel BEARE (NSW) (4th)</b>					
1	45.986	47.908	31.966	2:05.860	168	1	40.628	45.082	29.912	1:55.622	168
2	<b>35.277</b>	47.239	31.616	1:54.132	212						

*Scott Laing*  
 Chief Time Keeper - Scott Laing

*Tom Williams*  
 Clerk of Course - Tom Williams



Computime Race Timing Systems Pty Ltd © 1996  
 Licensed to Computime Race Timing Systems  
[www.computime.com.au](http://www.computime.com.au)  
**COMPUTIME RACE TIMING SYSTEMS PTY LTD**  
 9 Timber Lane, Glen Waverley, Vic 3150. Ph : 0418 17 13 17  
 E-mail : [scott@computime.com.au](mailto:scott@computime.com.au)



# 2015 AUSTRALIAN SUPERBIKE CHAMPIONSHIP



## Round 5 Phillip Island GP Circuit October 2 - 4



### SIDECARS Race 3

Date: 04/10/15  
Event: R16  
Weather: Sunny - Temp: 1636C  
Track: Dry - Temp: 36.0C

Started at: 16:45:54  
Laps: 7  
Starters: 17  
Printed at: 17:03

### PROVISIONAL SPLIT TIMES

Lap	Split 1	Split 2	Split 3	Lap Time	Spd	Lap	Split 1	Split 2	Split 3	Lap Time	Spd
2	33.710	44.972	29.902	1:48.584	216	2	34.022	45.554	<b>30.219</b>	1:49.795	218
3	33.556	44.870	30.592	1:49.018	216	3	34.841	45.692	30.522	1:51.055	217
4	33.679	44.679	30.010	1:48.368	220	4	34.147	45.759	30.391	1:50.297	210
5	33.686	44.926	30.057	1:48.669	220	5	<b>33.799</b>	<b>45.354</b>	30.632	<b>1:49.785</b>	216
6	34.157	44.864	30.055	1:49.076	217	6	33.889	46.357	30.583	1:50.829	214
7	<b>33.434</b>	<b>44.522</b>	<b>29.898</b>	<b>1:47.854</b>	215	7	34.426	45.440	30.370	1:50.236	213

#### 55 Duncan ROGERS / Warren GRUBB (VIC) (2nd)

1	41.142	45.049	29.648	1:55.839	173
2	33.334	<b>44.128</b>	29.631	1:47.093	223
3	33.532	44.854	29.534	1:47.920	221
4	33.416	44.456	29.360	1:47.232	223
5	33.084	44.626	29.533	1:47.243	226
6	<b>32.963</b>	44.349	29.227	<b>1:46.539</b>	223
7	33.990	44.489	<b>29.055</b>	1:47.534	222

#### 82 Dave BOUGHEN / Lok O'KANE (QLD) (5th)

1	42.257	46.749	29.660	1:58.666	179
2	33.804	45.833	29.911	1:49.548	217
3	34.580	45.957	30.086	1:50.623	213
4	33.738	44.995	29.760	1:48.493	219
5	33.550	44.806	29.818	1:48.174	220
6	33.345	44.987	<b>29.570</b>	1:47.902	222
7	<b>33.184</b>	<b>44.734</b>	29.688	<b>1:47.606</b>	223

#### 59 Wesley BALDRY / Damien HOARE (QLD) (16th)

1	51.617	53.305	35.594	2:20.516	151
2	41.397	1:05.503	35.893	2:22.793	181
3	42.161	54.029	36.037	2:12.227	179
4	41.513	53.299	35.923	2:10.735	185
5	<b>40.786</b>	<b>52.430</b>	<b>35.056</b>	<b>2:08.272</b>	168
6	41.040	52.470	35.220	2:08.730	181

#### 95 Dave BUXTON / Scott SHIELS (QLD) (15th)

1	49.739	53.267	35.170	2:18.176	153
2	40.373	52.984	34.617	2:07.974	201
3	39.869	53.501	34.823	2:08.193	207
4	40.144	53.405	35.131	2:08.680	199
5	<b>39.348</b>	<b>52.070</b>	<b>34.585</b>	<b>2:06.003</b>	186
6	41.198	52.423	35.552	2:09.173	186

#### 60 Ron MARTEN / Damien EDIS (VIC) (9th)

1	42.987	46.787	30.905	2:00.679	164
2	34.736	46.163	31.027	1:51.926	211
3	34.768	<b>46.123</b>	31.030	1:51.921	203
4	34.893	46.351	30.683	1:51.927	200
5	<b>34.612</b>	46.467	30.755	1:51.834	200
6	34.790	46.531	30.992	1:52.313	199
7	34.858	46.328	<b>30.486</b>	<b>1:51.672</b>	200

#### 959 Richard GOODALE / Scott GOODALE (QLD) (14th)

1	44.583	48.976	32.116	2:05.675	168
2	36.666	48.989	32.607	1:58.262	202
3	36.733	48.327	32.732	1:57.792	199
4	37.486	48.881	32.687	1:59.054	196
5	36.937	48.658	32.591	1:58.186	196
6	36.730	48.489	32.558	1:57.777	197
7	<b>36.261</b>	<b>48.030</b>	<b>32.071</b>	<b>1:56.362</b>	199

#### 69 Justin FOOT / Melissa FOOT (VIC) (7th)

1	41.624	45.964	30.398	1:57.986	172
---	--------	--------	--------	----------	-----

\*\*\* Race reduced to 7 laps due to earlier time delays \*\*\*

The results are provisional until the end of the time limit for protests and appeals.

*Scott Laing*  
Chief Time Keeper - Scott Laing

*Tom Williams*  
Clerk of Course - Tom Williams



Computime Race Timing Systems Pty Ltd © 1996  
Licensed to Computime Race Timing Systems  
[www.computime.com.au](http://www.computime.com.au)

**COMPUTIME RACE TIMING SYSTEMS PTY LTD**  
9 Timber Lane, Glen Waverley, Vic 3150. Ph : 0418 17 13 17  
E-mail : [scott@computime.com.au](mailto:scott@computime.com.au)



# 2015 AUSTRALIAN SUPERBIKE CHAMPIONSHIP



**Round 5**  
**Phillip Island GP Circuit**  
**October 2 - 4**



## SIDECARS

### Race 3

Date: 04/10/15  
Event: R16  
Weather: Sunny - Temp: 1636C  
Track: Dry - Temp: 36.0C

Started at: 16:45:54  
Laps: 7  
Starters: 17  
Printed at: 17:03

## PROVISIONAL FASTEST LAPS SEQUENCE

Lap	Race Pos	No	Name	Machine	Fastest Lap	On Lap
1	1	24	Jeremy JOYCE / Corey BLACKMAN (WA)	RHR Kawasaki 1000	1:52.721	1
2	1	24	Jeremy JOYCE / Corey BLACKMAN (WA)	RHR Kawasaki 1000	1:46.004	2
6	3	1	Jason JAMES / Brett JAMES (NSW)	JBR 1000	1:45.766	6

\*\*\* Race reduced to 7 laps due to earlier time delays \*\*\*

The results are provisional until the end of the time limit for protests and appeals.

Chief Time Keeper - Scott Laing

Clerk of Course - Tom Williams



Computime Race Timing Systems Pty Ltd © 1996

Licensed to Computime Race Timing Systems

[www.computime.com.au](http://www.computime.com.au)

**COMPUTIME RACE TIMING SYSTEMS PTY LTD**

9 Timber Lane, Glen Waverley, Vic 3150. Ph : 0418 17 13 17

E-mail : [scott@computime.com.au](mailto:scott@computime.com.au)



# 2015 AUSTRALIAN SUPERBIKE CHAMPIONSHIP



## Round 5 Phillip Island GP Circuit October 2 - 4



### SIDECARS

### Race 3

Date: 04/10/15  
Event: R16  
Weather: Sunny - Temp: 1636C  
Track: Dry - Temp: 36.0C

Started at: 16:45:54  
Laps: 7  
Starters: 17  
Printed at: 17:03

### PROVISIONAL LAP SHEET

No	Lap Time	Gap	No	Lap Time	Gap	No	Lap Time	Gap	No	Lap Time	Gap	No	Lap Time	Gap
			60	1:51.926	13.880	24	1:48.283		6	1:55.944	43.568	95	2:09.173	1 lap
<b>Lap 1</b>			45	1:52.724	14.471	55	1:47.232	4.665	9	1:59.128	50.339	69	1:50.236	21.706
24	1:52.721		38	1:55.476	19.313	1	1:47.206	6.796	959	1:58.186	56.746	45	1:51.134	33.773
54	1:55.622	2.901	17	1:54.132	21.267	54	1:48.368	8.173	95	2:06.003	1:46.80	60	1:51.672	33.995
55	1:55.839	3.118	6	1:55.571	21.668	2	1:48.593	8.643				59	2:08.730	1 lap
2	1:56.002	3.281	9	1:55.219	22.528	82	1:48.493	13.911	<b>Lap 6</b>			17	1:54.074	51.825
1	1:56.442	3.721	959	1:58.262	25.212	69	1:50.297	15.714	24	1:47.856		38	1:53.195	52.141
69	1:57.986	5.265	95	2:07.974	47.425	60	1:51.927	23.034	55	1:46.539	1.787	6	1:57.423	1:00.42
82	1:58.666	5.945	59	2:22.793	1:04.58	45	1:51.983	23.499	1	1:45.766	2.226	9	1:58.532	1:13.85
27	1:59.482	6.761	<b>Lap 3</b>			38	1:54.244	33.904	54	1:49.076	9.258	959	1:56.362	1:14.83
45	2:00.472	7.751	17	1:54.221	34.702	17	1:54.221	34.702	2	1:50.574	10.974			
60	2:00.679	7.958	24	1:46.411		6	1:55.525	36.428	82	1:47.902	13.327			
38	2:02.562	9.841	55	1:47.920	5.716	9	1:56.874	40.015	69	1:50.829	19.668			
6	2:04.822	12.101	1	1:48.224	7.873	959	1:59.054	47.364	59	2:08.272	1 lap			
959	2:05.675	12.954	54	1:49.018	8.088	95	2:08.680	1:29.60	60	1:52.313	30.521			
17	2:05.860	13.139	2	1:48.587	8.333	<b>Lap 5</b>			45	1:51.736	30.837			
9	2:06.034	13.313	69	1:51.055	13.700	24	1:48.804		17	1:54.483	45.949			
95	2:18.176	25.455	82	1:50.623	13.701	55	1:47.243	3.104	38	1:54.696	47.144			
59	2:20.516	27.795	60	1:51.921	19.390	59	2:10.735	1 lap	6	1:55.486	51.198			
<b>Lap 2</b>			45	1:51.739	19.799	1	1:46.324	4.316	9	2:01.035	1:03.51			
24	1:46.004		38	1:55.041	27.943	54	1:48.669	8.038	959	1:57.777	1:06.66			
55	1:47.093	4.207	17	1:53.908	28.764	2	1:48.417	8.256	<b>Lap 7</b>					
54	1:48.584	5.481	6	1:53.929	29.186	82	1:48.174	13.281	24	1:48.198				
1	1:48.343	6.060	9	1:55.307	31.424	69	1:49.785	16.695	55	1:47.534	1.123			
2	1:48.880	6.157	959	1:57.792	36.593	60	1:51.834	26.064	1	1:48.292	2.320			
27	1:48.221	8.978	95	2:08.193	1:09.20	45	1:52.262	26.957	54	1:47.854	8.914			
69	1:49.795	9.056	59	2:12.227	1:30.40	17	1:53.424	39.322	82	1:47.606	12.735			
82	1:49.548	9.489	<b>Lap 4</b>			38	1:55.204	40.304	2	1:50.031	12.807			

\*\*\* Race reduced to 7 laps due to earlier time delays \*\*\*

The results are provisional until the end of the time limit for protests and appeals.

*Scott Laing*  
Chief Time Keeper - Scott Laing

*Tom Williams*  
Clerk of Course - Tom Williams



Computime Race Timing Systems Pty Ltd © 1996  
Licensed to Computime Race Timing Systems  
[www.computime.com.au](http://www.computime.com.au)

**COMPUTIME RACE TIMING SYSTEMS PTY LTD**  
9 Timber Lane, Glen Waverley, Vic 3150. Ph : 0418 17 13 17  
E-mail : [scott@computime.com.au](mailto:scott@computime.com.au)



# 2015 AUSTRALIAN SUPERBIKE CHAMPIONSHIP



**Round 5**  
**Phillip Island GP Circuit**  
**October 2 - 4**



## SIDECARS

### Race 3

Started at: 16:45:54  
 Laps: 7  
 Starters: 17  
 Printed at: 17:03

Date: 04/10/15  
 Event: R16  
 Weather: Sunny - Temp: 1636C  
 Track: Dry - Temp: 36.0C

## PROVISIONAL LAP CHART

Grid	1	2	3	4	5	6	7
1	24	24	24	24	24	24	24
55	54	55	55	55	55	55	55
54	55	54	1	1	1	1	1
24	2	1	54	54	54	54	54
2	1	2	2	2	2	2	82
69	69	27	69	82	82	82	2
82	82	69	82	69	69	69	69
45	27	82	60	60	60	60	45
60	45	60	45	45	45	45	60
38	60	45	38	38	17	17	17
27	38	38	17	17	38	38	38
6	6	17	6	6	6	6	6
57	959	6	9	9	9	9	9
959	17	9	959	959	959	959	959
17	9	959	95	95	95	95	95
9	95	95	59	59	59	59	59
95	59	59					
59							

\*\*\* Race reduced to 7 laps due to earlier time delays \*\*\*


The results are provisional until the end of the time limit for protests and appeals.

*Scott Laing*  
 Chief Time Keeper - Scott Laing

*Tom Williams*  
 Clerk of Course - Tom Williams



Computime Race Timing Systems Pty Ltd © 1996  
 Licensed to Computime Race Timing Systems  
[www.computime.com.au](http://www.computime.com.au)  
**COMPUTIME RACE TIMING SYSTEMS PTY LTD**  
 9 Timber Lane, Glen Waverley, Vic 3150. Ph : 0418 17 13 17  
 E-mail : [scott@computime.com.au](mailto:scott@computime.com.au)



# 2015 AUSTRALIAN SUPERBIKE CHAMPIONSHIP



## Round 5 Phillip Island GP Circuit October 2 - 4



### SIDECARS PROVISIONAL ROUND POINTS


#### AUSTRALIAN SIDECAR CHAMPIONSHIP - F1 CLASS

Pos	Name	Round 3 Pole	Round 3 Race 1	Round 3 Race 2	Round 3 Race 3	Total
1	Jason JAMES / Brett JAMES (NSW)	1	25	25	18	69
2	Jeremy JOYCE / Corey BLACKMAN (WA)	0	20	20	25	65
3	Duncan ROGERS / Warren GRUBB (VIC)	0	18	18	20	56
4	Jeff BROWN / Darren SHELDRIK (NSW)	0	17	16	16	49
5	Dave BOUGHEN / Lok O'KANE (QLD)	0	14	17	17	48
6	Justin FOOT / Melissa FOOT (VIC)	0	16	15	15	46
7	Wesley BALDRY / Damien HOARE (QLD)	0	10	12	11	33
8	Howard FORD / Less MENZIES (NSW)	0	15	14	0	29
9	Anthony VRDOLJAK / Joshua WELCH (NSW)	0	0	13	14	27
10	Simon REYNOLDS / Jonathon HARRIS (NSW)	0	12	0	13	25
11	Dave BUXTON / Scott SHIELS (QLD)	0	11	0	12	23
12	Chris GRUBB / Rod BELL (VIC)	0	13	0	0	13

#### AUSTRALIAN SIDECAR CHAMPIONSHIP - F2 CLASS

Pos	Name	Round 3 Pole	Round 3 Race 1	Round 3 Race 2	Round 3 Race 3	Total
1	Michael ALTON / Noel BEARE (NSW)	1	25	25	25	76
2	Darryl RAYNER / Peter CUMMING (VIC)	0	18	20	20	58
3	Ron MARTEN / Damien EDIS (VIC)	0	20	18	18	56
4	Richard GOODALE / Scott GOODALE (QLD)	0	15	17	15	47
5	Chrissie CLANCY / Ronja MAHL (VIC)	0	17	0	17	34
6	Des HARVEY / Gary CUSHNAHAN (WA)	0	16	0	16	32

  
.....  
Chief Time Keeper - Scott Laing

  
.....  
Clerk of Course - Tom Williams



Computime Race Timing Systems Pty Ltd © 1996

Licensed to Computime Race Timing Systems

[www.computime.com.au](http://www.computime.com.au)

**COMPUTIME RACE TIMING SYSTEMS PTY LTD**

9 Timber Lane, Glen Waverley, Vic 3150. Ph : 0418 17 13 17

E-mail : [scott@computime.com.au](mailto:scott@computime.com.au)





# 2015 AUSTRALIAN SUPERBIKE CHAMPIONSHIP



## Round 5 Phillip Island GP Circuit October 2 - 4



### SIDECARS PROVISIONAL SERIES POINTS

#### AUSTRALIAN SIDECAR CHAMPIONSHIP - F1 CLASS

Pos	Name	Points after Round 2	Round 3 Pole	Round 3 Race 1	Round 3 Race 2	Round 3 Race 3	Total
1	Jason JAMES / Brett JAMES (NSW)	124	1	25	25	18	193
2	Jeremy JOYCE / Corey BLACKMAN (WA)	110	0	20	20	25	175
3	Dave BOUGHEN / Lok O'KANE (QLD)	114	0	14	17	17	162
4	Jeff BROWN / Darren SHELDRIK (NSW)	109	0	17	16	16	158
5	Howard FORD / Less MENZIES (NSW)	93	0	15	14	0	122
6	Anthony VRDOLJAK / Joshua WELCH (NSW)	73	0	0	13	14	100
7	Simon REYNOLDS / Jonathon HARRIS (NSW)	67	0	12	0	13	92
8	Justin FOOT / Melissa FOOT (VIC)	43	0	16	15	15	89
9	Dave BUXTON / Scott SHIELDS (QLD)	47	0	11	0	12	70
10	Duncan ROGERS / Warren GRUBB (VIC)	0	0	18	18	20	56
11	PYM	54	0	0	0	0	54
12	FORD	38	0	0	0	0	38
13	Wesley BALDRY / Damien HOARE (QLD)	0	0	10	12	11	33
14	Chris GRUBB / Rod BELL (VIC)	0	0	13	0	0	13
15	COX	10	0	0	0	0	10

#### AUSTRALIAN SIDECAR CHAMPIONSHIP - F2 CLASS

Pos	Name	Points after Round 2	Round 3 Pole	Round 3 Race 1	Round 3 Race 2	Round 3 Race 3	Total
1	Michael ALTON / Noel BEARE (NSW)	152	1	25	25	25	228
2	Ron MARTEN / Damien EDIS (VIC)	96	0	20	18	18	152
3	Chrissie CLANCY / Ronja MAHL (VIC)	106	0	17	0	17	140
4	Richard GOODALE / Scott GOODALE (QLD)	79	0	15	17	15	126
5	Darryl RAYNER / Peter CUMMING (VIC)	44	0	18	20	20	102
6	Des HARVEY / Gary CUSHNAHAN (WA)	50	0	16	0	16	82
7	WEST	40	0	0	0	0	40
8	McKINNON	30	0	0	0	0	30
9	REYNOLDS	28	0	0	0	0	28

  
Chief Time Keeper - Scott Laing

  
Clerk of Course - Tom Williams



Computime Race Timing Systems Pty Ltd © 1996

Licensed to Computime Race Timing Systems

[www.computime.com.au](http://www.computime.com.au)

**COMPUTIME RACE TIMING SYSTEMS PTY LTD**

9 Timber Lane, Glen Waverley, Vic 3150. Ph : 0418 17 13 17

E-mail : [scott@computime.com.au](mailto:scott@computime.com.au)

